

1SNK805025R0000 ✓ ACTIVE

ENTRELEC | ENTRELEC SNK


TE Internal #: 1SNK805025R0000

Screw Clamp Terminal Block, Feed-Through, Blue, Product Spacing
5.2 mm [.204 in], 2 Position, Push-in, Signal, DIN Rail, 1000 VAC,
ENTRELEC SNK

[View on TE.com >](#)



Connectors > Terminal Blocks & Strips > Modular Terminal Blocks



Modular Terminal Block Product Type: **Screw Clamp Terminal Block**

Block Function: **Feed-Through**

Primary Product Color: **Blue**

Product Spacing: **5.2 mm [.204 in]**

Number of Positions: **2**

Features

Housing Features

Housing Material	Polyamide 6.6
------------------	---------------

Industry Standards

IP Rating	IP20
UL Flammability Rating	UL 94V-0

Usage Conditions

Installation Temperature Range	-5 – 40 °C[23 – 104 °F]
Operating Temperature Range	-55 – 110 °C[-67 – 230 °F]

Electrical Characteristics

Operating Voltage Rating (UL & CSA) (Max) - Main Circuit	600 V
Impulse Withstanding Voltage Rating (IEC)	8000 V
Current Rating (IEC)	24 A
Current Rating (UL)	20 A
Current Rating (CSA)	20 A
Dielectric Withstanding Voltage (Max)	2200 V



Voltage Rating (IEC)	1000 V
Voltage Rating (CSA)	600 V
Short-Time Withstanding Current Rating @ 1s	300 A
Operating Voltage	1000 VAC

Mechanical Attachment

DIN Rail Mounting Type	TH35-15, TH35-7.5
Connector Mounting Type	DIN Rail

Dimensions

Product Depth	35.5 mm[1.38 in]
Tool Size	3.5 mm[.138 in]
Wire Stripping Length	11 mm[.433 in]
Main Circuit Capacity - 1 Rigid Stranded Conductor per Spring Clamp	26 – 12 AWG
Main Circuit Capacity - 1 Non-Insulated Ferrule per Spring Clamp	26 – 14 AWG
Main Circuit Capacity - 1 Insulated Ferrule per Spring Clamp	26 – 14 AWG
Main Circuit Capacity - 1 Flexible Conductor per Spring Clamp	.22 – 2.5 mm ²
Product Width	5.2 mm[.204 in]
Product Length	35.5 mm[1.38 in]
Product Height	49.6 mm
Product Spacing	5.2 mm[.204 in]
Wire Size	12 AWG

Body Features

Product Weight	7 g[.246 oz]
Primary Product Color	Blue

Configuration Features

Number of Levels	1
Gauge Type	A2 / 2.3 mm Dia.
Number of Poles	2
Number of Circuits	1
Block Function	Feed-Through
Number of Positions	2

Product Type Features



Modular Terminal Block Product Type	Screw Clamp Terminal Block
-------------------------------------	----------------------------

Termination Features

Termination Method to Wire & Cable	Push-in
------------------------------------	---------

Operation/Application

Circuit Application	Signal
---------------------	--------

Other

EU RoHS Compliance	Compliant
EU ELV Compliance	Compliant

Product Compliance


[For compliance documentation, visit the product page on TE.com>](#)

EU RoHS Directive 2011/65/EU	Compliant
EU ELV Directive 2000/53/EC	Compliant
China RoHS 2 Directive MIIT Order No 32, 2016	No Restricted Materials Above Threshold
EU REACH Regulation (EC) No. 1907/2006	Current ECHA Candidate List: JUNE 2024 (241) Candidate List Declared Against: JUNE 2024 (241) Does not contain REACH SVHC
Halogen Content	Low Halogen - Br, Cl, F, I < 900 ppm per homogenous material. Also BFR/CFR/PVC Free
Solder Process Capability	Not reviewed for solder process capability


Product Compliance Disclaimer

This information is provided based on reasonable inquiry of our suppliers and represents our current actual knowledge based on the information they provided. This information is subject to change. The part numbers that TE has identified as EU RoHS compliant have a maximum concentration of 0.1% by weight in homogenous materials for lead, hexavalent chromium, mercury, PBB, PBDE, DBP, BBP, DEHP, DIBP, and 0.01% for cadmium, or qualify for an exemption to these limits as defined in the Annexes of Directive 2011/65/EU (RoHS2). Finished electrical and electronic equipment products will be CE marked as required by Directive 2011/65/EU. Components may not be CE marked. Additionally, the part numbers that TE has identified as EU ELV compliant have a maximum concentration of 0.1% by weight in homogenous materials for lead, hexavalent chromium, and mercury, and 0.01% for cadmium, or qualify for an exemption to these limits as defined in the Annexes of Directive 2000/53/EC (ELV). Regarding the REACH Regulation, the information TE provides on SVHC in articles for this part number is based on the latest European Chemicals Agency (ECHA) 'Guidance on requirements for substances in articles' posted at this URL: <https://echa.europa.eu/guidance-documents/guidance-on-reach>

Compatible Parts



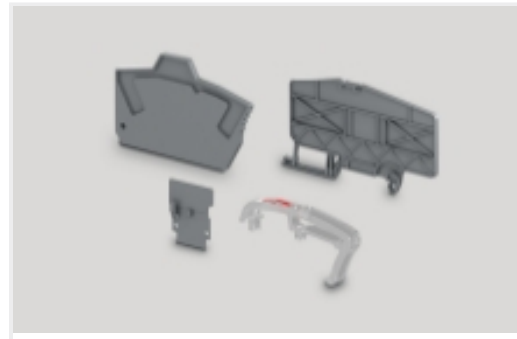
Also in the Series | **ENTRELEC SNK**



Modular Terminal Blocks(319)



Terminal Block & Strip Conducting Accessories(67)



Terminal Block & Strip Insulating Accessories(31)

Customers Also Bought



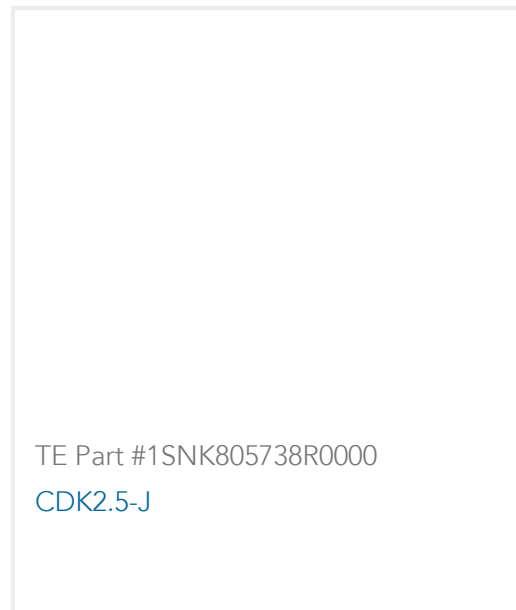
TE Part #5102159-8
A/L UNIV HDR 34P RA



TE Part #1SNK805015R0000
ZDK2.5-11



TE Part #1SNK805150R0000
ZDK2.5-11-PE



TE Part #1SNK805738R0000
CDK2.5-J



TE Part #1SNK900002R0000
BAZ1



TE Part #1SNK900660R0000
PT-ZD

Documents

Product Drawings

ZDK2.5-11-BL

English

CAD Files

Customer View Model

[ENG_CVM_CVM_1SNK805025R0000_B2.3d_stp.zip](#)

English

Customer View Model

[ENG_CVM_CVM_1SNK805025R0000_B2.3d_igs.zip](#)

English

3D PDF

3D

Customer View Model

[ENG_CVM_CVM_1SNK805025R0000_B2.2d_dxf.zip](#)

English

By downloading the CAD file I accept and agree to the [Terms and Conditions](#) of use.



Datasheets & Catalog Pages

SNK SERIES TERMINAL BLOCKS

English

[ENTRELEC Terminal Block - Master Catalog](#)

[ENTRELEC Terminal Block - Master Catalog](#)

English

[Essential Entrelec Terminal Blocks](#)

French

[Essential Entrelec Terminal Blocks](#)

English

[Essential Entrelec Terminal Blocks](#)

Japanese

Agency Approvals

[Bureau Veritas Marine and Offshore Certificate](#)

English