

AX105202-B25 Modular Connectors - FX BRILLIANCE UNIVERSAL LC CONNECTOR



For more Information
please call

1-800-Belden1

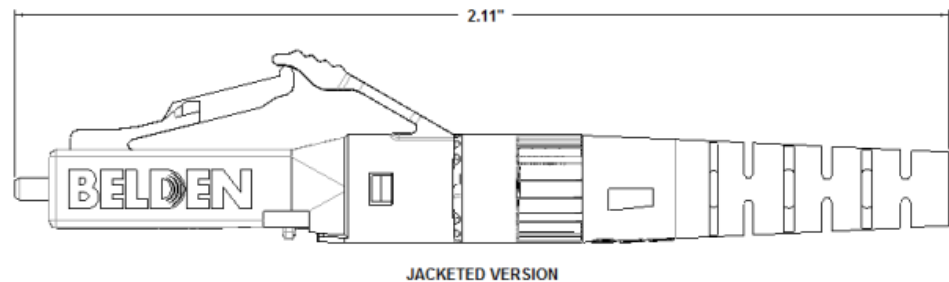
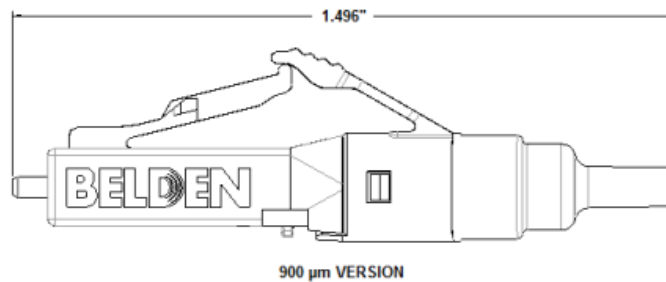
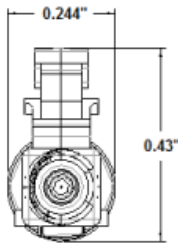


General Description:

FX Brilliance Universal LC field installable connector, multimode, OM3-OM4, Aqua Housing, 25/Pack, with support for 250um, 900um, 2mm and 3mm fiber. Includes 900um boot, other accessories sold separately.

Image

Image:



Usage (Overall)

Suitable Applications:

Field-termination of fiber optic cables within Patch Panels, Distribution Frames, Workstation Outlets for FTTD (Fiber to the Desk), drops for FTTH (Fiber to the home) and MDU (Multiple Dwelling Units).

Related Parts:

FX Brilliance Precision Installation Kit, Boots for 2mm and 3mm Jacketed Fiber, 250um to 900um break out kits.

Physical Characteristics (Connectivity)

Materials

Materials:

Description	Material	Color
Boot	Rubber	Black
Protective Ferrule Cap	Plastic	Opaque

AX105202-B25 Modular Connectors - FX BRILLIANCE UNIVERSAL LC CONNECTOR

Connector Body	Plastic	Aqua
----------------	---------	------

Weight

Weight: 0.208 lbs.

Included Parts

Included Parts: 900 µm boot, protective ferrule cap

Packaging

Packaging: Twenty-five (25) connectors in a dust and moisture resistant blister package

Mechanical Characteristics (Connectivity)

Mechanical Specifications:

Parameters	Specifications
Interconnection Compatibility	TIA/EIA-604-10A (FOCIS 10)
Field Assembly Time	40 seconds including fiber preparation
Durability (Multimode)	500 cycles, less than 0.2 dB change, FOTP-21
Durability (Single-mode)	500 cycles, less than 0.3 dB change, FOTP-21
Nominal Fiber OD	125 µm
Storage Temperature	-40°F to +140°F (-40°C to +60°C)
Operating Temperature	-40°F to +167°F (-40°C to +75°C)
Tensile strength on 2 mm Jacketed fiber	11.24 lb (5.1 Kg), less than 0.2 dB change, FOTP-6
Tensile strength on 900 µm tight buffered fiber	1.12 lb (0.5 Kg), less than 0.2 dB change, FOTP-6
Tensile strength on 250µm fiber	0.5lb (0.45Kg), less than 0.2 dB change, FOTP-6
Ferrule	Ceramic

Applicable Specifications and Agency Compliance (Overall)

Applicable Standards & Environmental Programs

EU Directive 2002/95/EC (RoHS): Yes

EU RoHS Compliance Date (mm/dd/yyyy): 07/01/2006

MIL Order #39 (China RoHS): EUP 50

Telecommunications Standards: TIA 568-C.3

Safety Listing: ACA

Suitability

Suitability - Indoor: Yes - Indoor

Transmission Characteristics (Connectivity)

Transmission Specifications:

Fiber type	Maximum Insertion Loss	Typical Insertion Loss	Minimum reflectance @ 1550 nm
Multimode	0.50 dB	0.20 dB	-30 dB
Single-mode UPC	0.50 dB	0.30 dB	-50 dB
Single-mode APC	0.50 dB	0.30 dB	-60 dB

Notes (Overall)

Notes: Refer to Installation Guide PX105234 for installation procedures. Fiber can be reterminated up to 5 times with the same connector.

Product Family

Part Number List:

Description	Color	Belden Part Number
FX Brilliance Universal LC for OM1 Connector 25/PK	Beige	AX105200-B25
FX Brilliance Universal LC for OM1 Sample 1/PK	Beige	AX105200-S1
FX Brilliance Universal LC for OM2 Connector 25/PK	Black	AX105201-B25
FX Brilliance Universal LC for OM2 Sample 1/PK	Black	AX105201-S1
FX Brilliance Universal LC for OM3/OM4 Connector 25/PK	Aqua	AX105202-B25
FX Brilliance Universal LC for OM3/OM4 Sample 1/PK	Aqua	AX105202-S1
FX Brilliance Universal LC for OM4 Connector 25/PK	Erika Violet	AX105252-B25
FX Brilliance Universal LC for OM4 Sample 1/PK	Erika Violet	AX105252-S1
FX Brilliance Universal LC for OS2 Connector 25/PK	Blue	AX105203-B25
FX Brilliance Universal LC for OS2 Sample 1/PK	Blue	AX105203-S1
FX Brilliance Universal 2mm Boot 25/PK	Black	AX105214-B25
FX Brilliance Universal 3mm Boot 25/PK	Black	AX105215-B25
Breakout Kit 6 fibers	N/A	AX101100
Breakout Kit 12 fibers	N/A	AX101101
Breakout Kit 6 fibers for Central Tube Loose Tube Cable	N/A	AX104695
Breakout Kit 12 fibers for Central Tube Loose Tube Cable	N/A	AX104696

Put Ups and Colors:

AX105202-B25 Modular Connectors - FX BRILLIANCE UNIVERSAL LC CONNECTOR

Item #	Putup	Ship Weight	Color	Notes	Item Desc
AX105202-B25	25 EA	3.250 KG			FX BR UNIVERSAL LC OM3-4 25/PK

Revision Number: 0 Revision Date: 08-07-2014

© 2016 Belden, Inc.
All Rights Reserved.

Although Belden makes every reasonable effort to ensure their accuracy at the time of this publication, information and specifications described herein are subject to error or omission and to change without notice, and the listing of such information and specifications does not ensure product availability. Belden provides the information and specifications herein on an "AS IS" basis, with no representations or warranties, whether express, statutory or implied. In no event will Belden be liable for any damages (including consequential, indirect, incidental, special, punitive, or exemplary damages) whatsoever, even if Belden has been advised of the possibility of such damages, whether in an action under contract, negligence or any other theory, arising out of or in connection with the use, or inability to use, the information or specifications described herein. All sales of Belden products are subject to Belden's standard terms and conditions of sale. Belden believes this product to be in compliance with EU RoHS (Directive 2002/95/EC, 27-Jan-2003). Material manufactured prior to the compliance date may be in stock at Belden facilities and in our Distributor's inventory. The information provided in this Product Disclosure, and the identification of materials listed as reportable or restricted within the Product Disclosure, is correct to the best of Belden's knowledge, information, and belief at the date of its publication. The information provided in this Product Disclosure is designed only as a general guide for the safe handling, storage, and any other operation of the product itself or the one that it becomes a part of. This Product Disclosure is not to be considered a warranty or quality specification. Regulatory information is for guidance purposes only. Product users are responsible for determining the applicability of legislation and regulations based on their individual usage of the product.