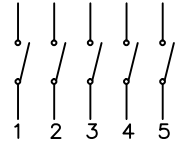
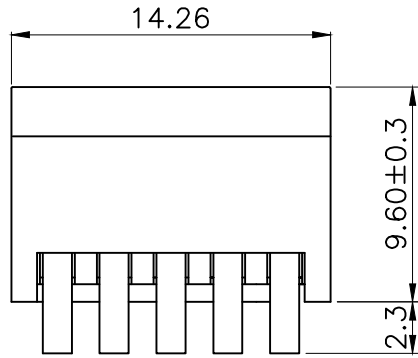
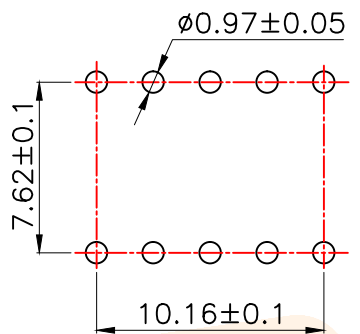


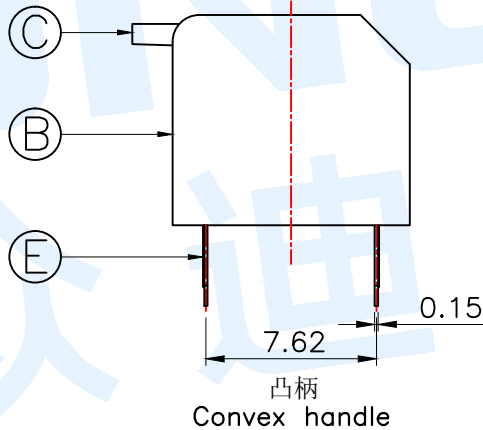
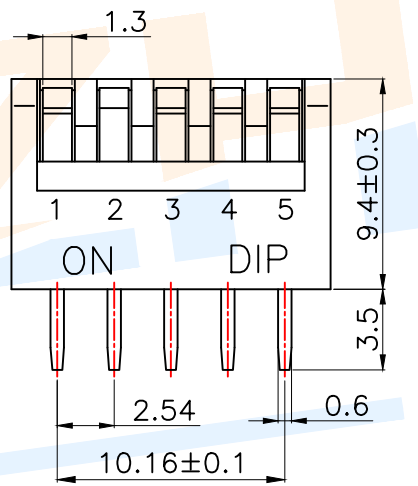
RoHS



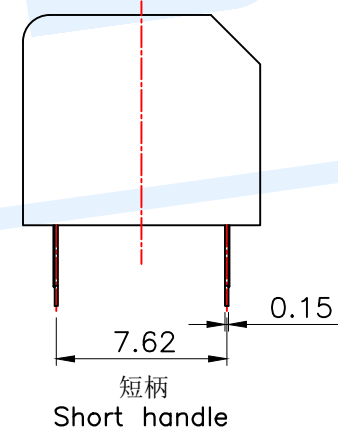
Circuit Diagram



PCB Layout(Pattern Side)



凸柄  
Convex handle



短柄  
Short handle

NOTE:  
 1.Rating: 24V 25mA DC  
 2.Insulation Resistance: ≥100 MΩ  
 3.Withstand voltage:AC 500V 1Minute  
 4.Operating Force Range: 1000gf Max  
 5.Mechanical Life:3,000 Cycles

Number of digits(位数)	1P	2P	3P	4P	5P	6P	7P	8P	9P	10P	12P
Cover/red 盖子/红色	DP-01	DP-02	DP-03	DP-04	DP-05	DP-06	DP-07	DP-08	DP-09	DP-10	DP-12
凸柄 Convex handle	DP-01	DP-02	DP-03	DP-04	DP-05	DP-06	DP-07	DP-08	DP-09	DP-10	DP-12
短柄 Short handle	DP-01D	DP-02D	DP-03D	DP-04D	DP-05D	DP-06D	DP-07D	DP-08D	DP-09D	DP-10D	DP-12D
Cover/blue 盖子/蓝色	DP-01R	DP-02R	DP-03R	DP-04R	DP-05R	DP-06R	DP-07R	DP-08R	DP-09R	DP-10R	DP-12R
凸柄 Convex handle	DP-01L	DP-02L	DP-03L	DP-04L	DP-05L	DP-06L	DP-07L	DP-08L	DP-09L	DP-10L	DP-12L
短柄 Short handle	DP-01L	DP-02L	DP-03L	DP-04L	DP-05L	DP-06L	DP-07L	DP-08L	DP-09L	DP-10L	DP-12L

Ⓔ	Terminal		10	Phosphorus bronze	Gold plating
Ⓓ	Potting glue			Epoxy resin	Black
Ⓒ	Handle		5	PBT	White
Ⓑ	Cover		1	PBT	Red/Blue
Ⓐ	Base		1	PBT	Black
NO.	Name	Number	Qty	Materil	Remarks

ZHONGDI® Zhongdi Electronic Technology Co., Ltd

design	date	name	DIP SWITCH
Review	date	model	DP-05
Approved	date		

angle	±2'	Drawing number:							
10~30	±0.30								
5~10	±0.20								
~ 5	±0.10								
modify	Review	Approved	Tolerance not specified	Proportion	1:1	unit	mm	gape number	A4