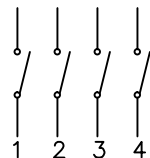
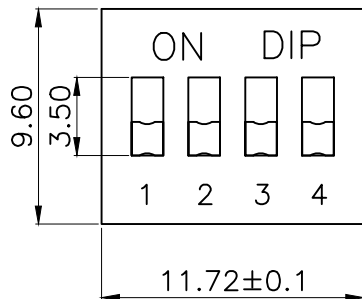
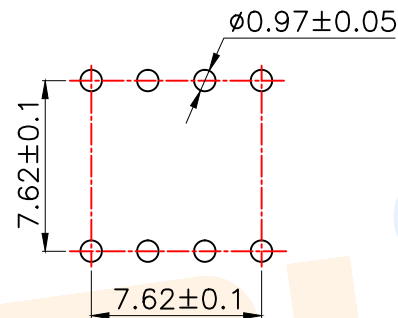


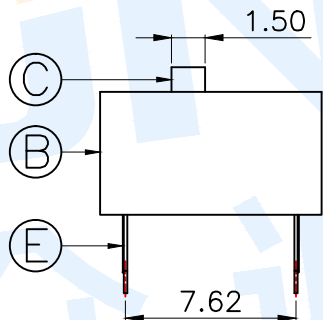
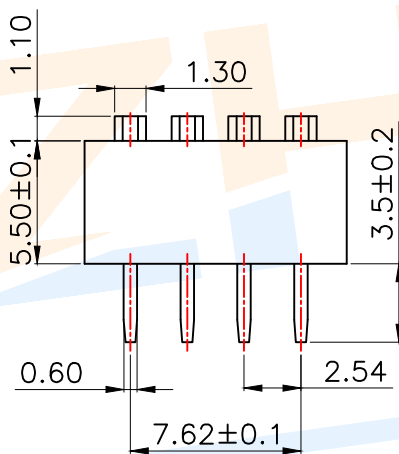
RoHS



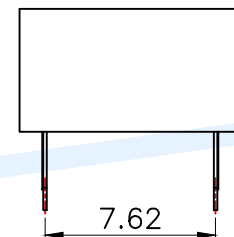
Circuit Diagram



PCB Layout(Pattern Side)



凸柄
Convex handle



短柄
Short handle

NOTE:

- 1.Rating: 24V 25mA DC
- 2.Insulation Resistance: ≥100 MΩ
- 3.Withstand voltage:AC 500V 1Minute
- 4.Operating Force Range: 1000gf Max
- 5.Mechanical Life:3,000 Cycles

Number of digits(位数)	1P	2P	3P	4P	5P	6P	7P	8P	9P	10P	12P
Cover/red 盖子/红色	凸柄 Convex handle DS-01	DS-02	DS-03	DS-04	DS-05	DS-06	DS-07	DS-08	DS-09	DS-10	DS-12
	短柄 Short handle DS-01D	DS-02D	DS-03D	DS-04D	DS-05D	DS-06D	DS-07D	DS-08D	DS-09D	DS-10D	DS-12D
Cover/blue 盖子/蓝色	凸柄 Convex handle DS-01R	DS-02R	DS-03R	DS-04R	DS-05R	DS-06R	DS-07R	DS-08R	DS-09R	DS-10R	DS-12R
	短柄 Short handle DS-01L	DS-02L	DS-03L	DS-04L	DS-05L	DS-06L	DS-07L	DS-08L	DS-09L	DS-10L	DS-12L

Ⓔ	Terminal		8	Phosphorus bronze	Gold plating
Ⓓ	Potting glue			Epoxy resin	Black
Ⓒ	Handle		4	PBT	White
Ⓑ	Cover		1	PBT	Red/Blue
Ⓐ	Base		1	PBT	Black
NO.	Name	Number	Qty	Materil	Remarks

ZHONGDI® Zhongdi Electronic Technology Co., Ltd

design	date	name	DIP SWITCH
Review	date	model	DS-04
Approved	date		

Drawing number: Proportion 1:1 unit mm gage number A4

modify Review Approved Tolerance not specified