



CII

TE Internal #: 1617149-4

TO-5/.100 Grid Relays, Contact Arrangement 2 Form C, DPDT, 2 C /O, 14VDC Input Voltage, Without MOSFET Driver, With Transistor Driver

[View on TE.com >](#)

Relays, Contactors & Switches > Relays > Mil-Aero Relays > TO-5/.100 Grid Relays



Contact Arrangement: **2 Form C, DPDT, 2 C/O**

Input Voltage: **14 VDC**

Coil Suppression Diode: **Without**

MOSFET Driver: **Without**

Transistor Driver: **With**

**Features**

**Product Type Features**

Enclosure Type	Hermetically Sealed
Relay Type	Military/Aerospace High Performance
Coil Latching	Without
Product Type	Relay
MOSFET Driver	Without

**Configuration Features**

Transistor Driver	With
-------------------	------

**Electrical Characteristics**

Coil Magnetic System	Non-Polarized, Monostable
Vibration	30G's, 10 – 3000Hz
Actuating System	DC
Shock	75G's, 6ms
Coil Power Measurement	Milliwatts
Input Voltage	14 VDC
Coil Suppression Diode	Without
Coil Voltage	26.5 VDC
Coil Resistance	3200 Ω



Coil Power Rating (DC)	219 mW
------------------------	--------

Coil Polarity Protection Diode	Without
--------------------------------	---------

Contact Switching Voltage (Max)	28
---------------------------------	----

### Contact Features

Contact Current Class	Low Level – 1 A
-----------------------	-----------------

Pin Configuration	.175" Diameter Mounting Pad
-------------------	-----------------------------

Contact Arrangement	2 Form C, DPDT, 2 C/O
---------------------	-----------------------

Contact Current Rating	1 A
------------------------	-----

### Termination Features

Termination Type	PC Pins
------------------	---------

### Mechanical Attachment

Mounting Type	Printed Circuit Board
---------------	-----------------------

### Usage Conditions

Operating Temperature Range	-65 – 125 °C
-----------------------------	--------------

## Product Compliance

[For compliance documentation, visit the product page on TE.com>](#)

EU RoHS Directive 2011/65/EU	Not Compliant
------------------------------	---------------

EU ELV Directive 2000/53/EC	Not Compliant
-----------------------------	---------------

China RoHS 2 Directive MIIT Order No 32, 2016	Restricted Materials Above Threshold
---	--------------------------------------

EU REACH Regulation (EC) No. 1907/2006	Current ECHA Candidate List: JUN 2020 (209) Candidate List Declared Against: JUL 2019 (201) Does not contain REACH SVHC
--	---

Halogen Content	Low Halogen - Br, Cl, F, I < 900 ppm per homogenous material. Also BFR/CFR/PVC Free
-----------------	---

Solder Process Capability	Not lead free process capable
---------------------------	-------------------------------

#### Product Compliance Disclaimer

This information is provided based on reasonable inquiry of our suppliers and represents our current actual knowledge based on the information they provided. This information is subject to change. The part numbers that TE has identified as EU RoHS compliant have a maximum concentration of 0.1% by weight in homogenous materials for lead, hexavalent chromium, mercury, PBB, PBDE, DBP, BBP, DEHP, DIBP, and 0.01% for cadmium, or qualify for an exemption to these limits as defined in the Annexes of Directive 2011/65/EU (RoHS2). Finished electrical and electronic equipment products will be CE marked as required by Directive 2011/65/EU. Components may not be CE marked. Additionally, the part numbers that TE has identified as EU ELV compliant have a maximum concentration of 0.1% by weight in homogenous materials for lead, hexavalent chromium, and mercury, and 0.01% for cadmium, or qualify for an exemption to these limits


as defined in the Annexes of Directive 2000/53/EC (ELV). Regarding the REACH Regulations, TE's information on SVHC in articles for this part number is still based on the European Chemical Agency (ECHA) 'Guidance on requirements for substances in articles' (Version: 2, April 2011), applying the 0.1% weight on weight concentration threshold at the finished product level. TE is aware of the European Court of Justice ruling of September 10th, 2015 also known as O5A (Once An Article Always An Article) stating that, in case of 'complex object', the threshold for a SVHC must be applied to both the product as a whole and simultaneously to each of the articles forming part of its composition. TE has evaluated this ruling based on the new ECHA "Guidance on requirements for substances in articles" (June 2017, version 4.0) and will be updating its statements accordingly.

## Compatible Parts

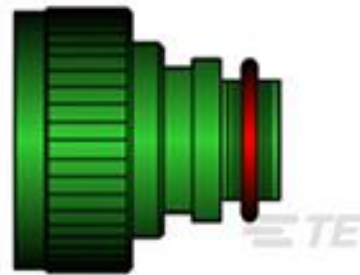


TE Model / Part # 2-1617031-0  
HFW1201K45 = M39016/6-109L

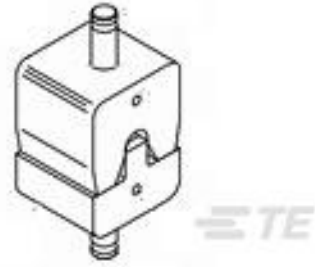
## Customers Also Bought




TE Model / Part #815363-000  
202A111-4-00-0




TE Model / Part #170285-000  
TXR18AB00B1204AI



TE Model / Part #48861-1  
HYP8/10 PLASTI-GRIP/10 2AWG DIE SET




TE Model / Part #312541-000  
55A1131-14-MST3-9CS2275 SET



TE Model / Part #680112-000  
D-150-22



TE Model / Part #854491-000  
D-142-50CS918



TE Model / Part #YAFD56-8-  
33SWC0190  
PLUG ASSY



TE Model / Part #YDTS24W21-  
16SAV001  
RECP ASSY



TE Model / Part #982142-000  
ST63-1-55-24-9



TE Model / Part #ZPF10000000007721  
983-0SE 24-30 SN-L

## Documents



### CAD Files

#### 3D PDF

3D

#### Customer View Model

[ENG\\_CVM\\_CVM\\_1617149-4\\_O.2d\\_dxf.zip](#)

English

#### Customer View Model

[ENG\\_CVM\\_CVM\\_1617149-4\\_O.3d\\_igs.zip](#)

English

#### Customer View Model

[ENG\\_CVM\\_CVM\\_1617149-4\\_O.3d\\_stp.zip](#)

English

By downloading the CAD file I accept and agree to the [Terms and Conditions](#) of use.

### Datasheets & Catalog Pages

[5-1773450-5\\_sec1\\_MGS](#)

English