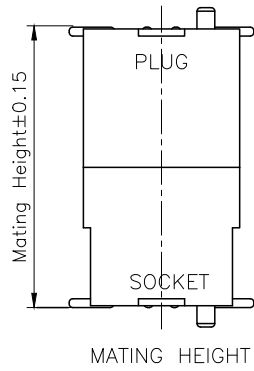
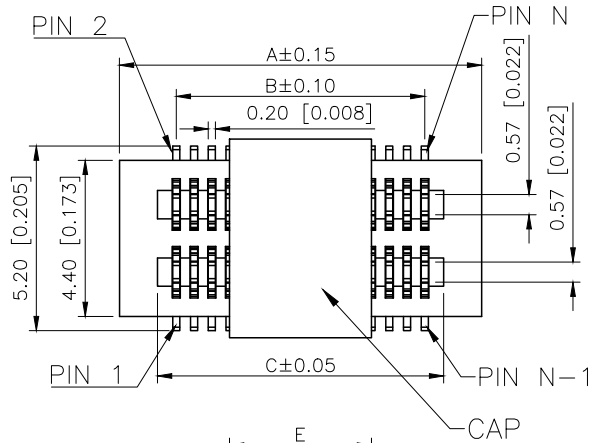


REVISIONS					
REV.	ECN NO.	LOCATION	DESCRIPTION	DATE	DESIGN
A0	N/A		INITIAL RELEASE	/	/
A1	N/A		图面升级整理图面	2025.2.19	阿树

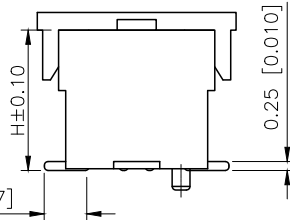
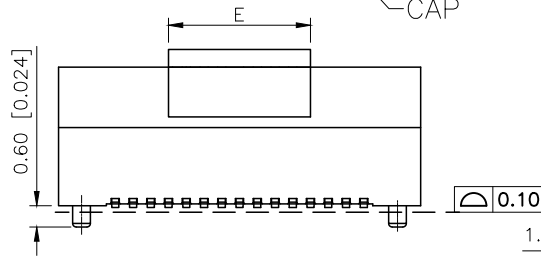


Specifications:
规格:
Voltage rating:50V AC/DC
额定电压: 50V AC/DC
Current rating:0.5A AC/DC
额定电流: 0.5A AC/DC
Withstanding voltage:200V AC/minute
耐受电压: 200V AC/分钟
Temperature range:-40°C~+85°C
温度范围: -40°C~+85°C
Insulation resistance:100MΩ min
绝缘电阻: 100MΩ Min
Contact resistance:50mΩ Max
接触电阻: 50mΩ Max

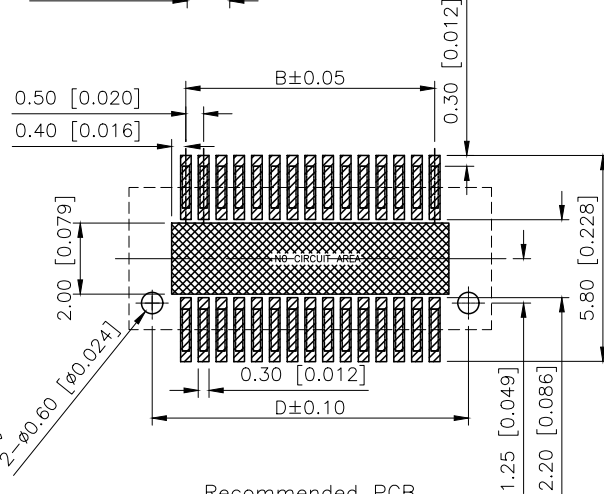
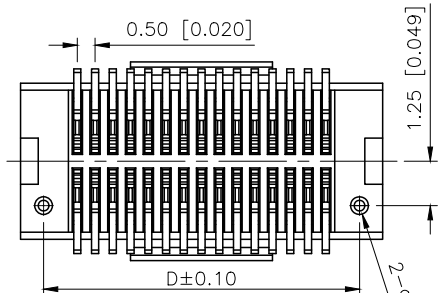
PART NO.:

X0515 F V S-10 C S-9T V01
① ② ③ ④ ⑤ ⑥ ⑦ ⑧ ⑨

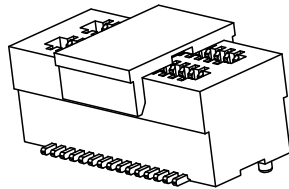
- ①Series No
- ②Category:F-Female
- ③Welding Board Angle:V-Stright 180°
- ④Welding Way: S-SMT
- ⑤Row No./Pin No.:XX-04-100P
- ⑥Height:A=7.0; B=7.5; C=8.0; D=8.5mm;
- ⑦Special No:S-With positioning Columnm
- ⑧Material:9T-PA9T UL 94V-0 Black
- ⑨Plating:V01-Gold Flash



Mating Height	PLUG	SOCKET
7.0	4.0	3.0
7.5	4.0	3.5
8.0	4.0	4.0
8.5	4.0	4.5



Recommended PCB Layout(±0.05)



3D VIEW

Poles	Dimensions					Poles	Dimensions				
	A	B	C	D	E		A	B	C	D	E
4	3.70	0.50	1.56	2.40		54	16.20	13.00	14.06	14.90	
6	4.20	1.00	2.06	2.90		56	16.70	13.50	14.56	15.40	
8	4.70	1.50	2.56	3.40		58	17.20	14.00	15.06	15.90	
10	5.20	2.00	3.06	3.90		60	17.70	14.50	15.56	16.40	
12	5.70	2.50	3.56	4.40		62	18.20	15.00	16.06	16.90	
14	6.20	3.00	4.06	4.90		64	18.70	15.50	16.56	17.40	
16	6.70	3.50	4.56	5.40		66	19.20	16.00	17.06	17.90	
18	7.20	4.00	5.06	5.90		68	19.70	16.50	17.56	18.40	
20	7.70	4.50	5.56	6.40		70	20.20	17.00	18.06	18.90	
22	8.20	5.00	6.06	6.90		72	20.70	17.50	18.56	19.40	
24	8.70	5.50	6.56	7.40		74	21.20	18.00	19.06	19.90	
26	9.20	6.00	7.06	7.90		76	21.70	18.50	19.56	20.40	
28	9.70	6.50	7.56	8.40		78	22.20	19.00	20.06	20.90	
30	10.20	7.00	8.06	8.90		80	22.70	19.50	20.56	21.40	
32	10.70	7.50	8.56	9.40		82	23.20	20.00	21.06	21.90	
34	11.20	8.00	9.06	9.90		84	23.70	20.50	21.56	22.40	
36	11.70	8.50	9.56	10.40		86	24.20	21.00	22.06	22.90	
38	12.20	9.00	10.06	10.90		88	24.70	21.50	22.56	23.40	
40	12.70	9.50	10.56	11.40		90	25.20	22.00	23.06	23.90	
42	13.20	10.00	11.06	11.90		92	25.70	22.50	23.56	24.40	
44	13.70	10.50	11.56	12.40		94	26.20	23.00	24.06	24.90	
46	14.20	11.00	12.06	12.90		96	26.70	23.50	24.56	25.40	
48	14.70	11.50	12.56	13.40		98	27.20	24.00	25.06	25.90	
50	15.20	12.00	13.06	13.90		100	27.70	24.50	25.56	26.40	
52	15.70	12.50	13.56	14.40							

X0515FVS-10CS-9TV01	PA9T	Phosphor Bronze	X0515W
PART NO	Material	Material(Pin)	Suitable XKB Wafer

AuGLAR	±5°
X.	±0.40
X.x	±0.30
X.xx	±0.20
X.xxx	±0.15
UNSPECIFIED TOLERANCES	



DESIGN	阿树	VIEW:		MODEL TYPE:	0.5mm BTB Style Connector
CHECKED		UNIT:	mm/in	PART NO.:	X0515FVS-10CS-9TV01
APPROVED		SIZE:	A4	DWG NO.:	X-X0515FVS-10CS-9TV01

XKB INDUSTRIAL PRECISION CO.,LIMITED

SCALE	PAGE	REVISION
N/A	1/1	A1